

Level I Theory Test

Ear-Training

2009 Sample Qs
1/2 Examples to
record / publish
Same ET for all
3 versions

Section A Are the sounds you hear high or low?
Circle the correct answer.

Example 1: High Low

Example 2: High Low

Section B Are the sounds you hear going up, down, or staying the same?
Circle the correct answer.

Example 1: Up Down Same

Example 2: Up Down Same

Section C: Are the chords you hear Major or minor?
Circle the correct answer.

Example 1: Major minor

Example 2: Major minor

Section D: Which rhythm do you hear?
Circle the correct answer, "a" or "b".

Example 1: a.

b.

Example 2: a.

b.

Section A

Level I

EAR-TRAINING G, 7 + 113

Are the sounds you hear high or Low?
Circle the correct answer.

EXAMPLE 1

(play)



High Low

EXAMPLE 2



High Low

Section B


Level I

Ear-TRAINING G, 7 or 113

Are the sounds you hear going up, down
or staying the same?
Circle the correct answer.


EXAMPLE 1

(play)




Up Down Same

EXAMPLE 2



Up Down Same



Section C

Level I Ear-training

For 6, 7 or 113

Are the chords you hear Major or minor?
Circle the correct answer.

EXAMPLE 1 (play)



Major minor

EXAMPLE 2 (play)



Major minor


Section D

Level I EAR-TRAINING



Which rhythm do you hear?
Circle "a" or "b".

(Works For 8, 7 or alto)

EXAMPLE 1



Example 2



Level I Written Part

Section L. Match notes to their names: Quarter Note, Half Note, Dotted Half Note, or Whole Note.



Whole Note



Quarter Note

Section N. Match terms to their definitions. Print carefully using capital letters.

_____ Adagio

A. To hold or pause



B. A slow tempo

Level I PART II WRITTEN 8

Section E

Identify these intervals as 2nd, 3rd, 4th, 5th, 6th or 7th, 8th (octave)

— — — —

Section F

NAME these notes. Use capital letters.

— — — —

Section G.

NAME these Major key signatures.


Key of F — Key of F — Key of F —

Section H. Add the missing bar lines.

Section I. Write the missing time signature.


Level I Part II. Written 9:

Section E Identify these intervals as 2nd, 3rd, 4th, 5th, 6th, 7th or 8th (octave)




— — — —

Section F Name these notes. Use capital letters.



— — — —

Section G. Name these Major key signatures



Key of — Key of — Key of —

Section H. Add the missing bar lines.



Section I. Write the missing time signature.



Level I Written 2:

Section I. Write the missing time signature.




Section J. Complete each measure by drawing one note under each ↓. Be sure the note value completes the measure.




Section K. Draw notes as whole notes on line or space as given.




Section L. Match notes to name: Quarter Note, Half note, half note dot, whole note.



Section M. Draw rests on correct line(s)



Section N. Match terms to their definitions.
Print carefully using Capital letters.



Level I Part II. Written 113

Section E

Identify these intervals as 2nd, 3rd, 4th, 5th, 6th, 7th or 8th (octave)

— — — —

Section F

NAME these notes. Use capital letters.

— — — —

Section G

NAME THESE Major key signatures.

Key of —

Key of —

Key of —

Section H.

Add the missing bar lines.

Section I


Write the missing time signature.

Level I. Written 113


Section I. Write the missing time signature.



Section J. Complete each measure by drawing one note under each ↓. Be sure the note value completes the measure.




Section K. Draw notes as whole notes on line or space as given.




line A

Space F

Section L. Match notes to name: Quarter Note, Half note, Quarter Note dot, Whole note



Section M. Draw rests on correct line(s).



Half rest

Whole rest

Section N. Match terms to their definitions.
Print CareFully using Capital letters.

